





PARENT/INSTRUCTOR GUIDE

1st Grade and 2nd Grade





INTRODUCTION

Congratulations on taking the first step in teaching children an important safety message. The Eddie Eagle GunSafe® Program was first created in 1988 by reading and curriculum specialists, teachers, law enforcement, psychologists and other professionals. The program continues to evolve through the years, but its mission remains the same: teach children what to do if they ever come across a gun. You will find age appropriate activities to choose from that best meet the needs of children.

INSTRUCTIONAL OBJECTIVE

To teach children to follow a safety procedure if they see a gun:



STOP!

This first step is crucial. Stopping first allows your child the time he or she needs to remember the rest of the safety instructions.



Don't Touch

A firearm that is not touched or disturbed is unlikely to fire and otherwise endanger your child or other people.



Run Away

This removes the temptation to touch the firearm as well as the danger that another person may negligently cause it to fire.



Tell A Grown-up

Children should seek a trustworthy adult, neighbor, relative or teacher – if a parent or guardian is not available.

MATERIALS PROVIDED

Instructor Guide

Meet the Characters Handout

Group Activities

- Four Squares (graphic organizer)
- Fill-in-the-blank Letter

Certificate of Completion

Letter to Families

Answer Key

Kids' Activity Booklet

- Safety Poster
- Word Search
- My Favorite Character
- Coloring Pages

SUGGESTED MATERIALS


- Crayons
- Pencils
- Dry Erase Board
- Additional copies of
 - "Meet the Characters" Handout
 - Fill-in-the-blank Letter
 - Certificate of Completion
 - Family Letter
 - Kids' Activity Booklet

ADDITIONAL RESOURCES AND MATERIALS

Go to www.eddieeagle.com. This interactive kid-friendly website, known as the Eddie Eagle Tree House, features the eight-and-a-half minute video about Eddie and his friends, the Wing Team. Click "watch video" on the homepage to view the video. To receive a DVD, please email eddie@nrahq.org.

In addition to housing the Eddie Eagle video, the Tree House further reinforces Eddie's lesson with fun activities, sing-alongs and more. Children may explore the website on their own or with an adult's help.

A "grown-up" website is also available with additional information, including how to order materials. Visit eddieeagle.nra.org to learn more.



INTEGRATION OF CURRICULUM AREAS

COMPREHENSION SKILLS

- Use Eddie’s lesson to reinforce the concept of asking and answering questions about the key topic of safety.
- Help students determine the main idea (what to do if you see a gun) then recall and play back the central theme or lesson: Stop! Don’t touch. Run away. Tell a grown-up.
- The Four Squares activity helps students organize messaging concepts.
- Use visual clues (such as Eddie’s “stop” pose and details about what the other Wing Team members did) to remember key themes and ideas.
- Explain similarities or connections between characters and the actions or themes within the Eddie Eagle story.

SPEAKING AND LISTENING

- Engage in discussion about Eddie and the Wing Team with classmates and adults in group discussions.
- Reinforce the concept of conversational skills such as listening and speaking one at a time.
- Participate in conversations by responding to comments made by others during back-and-forth discussions about Eddie, the Wing Team and safety.
- Ask questions about the concept of gun safety and safety in general.

LANGUAGE

- Show understanding of English grammar and language when speaking and writing.
- Use appropriate capitalization, spelling and punctuation when writing.

WRITING

- Use the main mantra (Stop! Don’t touch. Run away. Tell a grown-up.) to demonstrate understanding of ordering events in chronological order.
- Write narratives using words that signal action (Stop! Don’t touch. Run away. Tell a grown-up.) or thoughts/feelings about finding a gun.

FINE ARTS

- Draw and illustrate Eddie and the Wing Team characters to encourage creativity and individuality.
- The Eddie Eagle dance reinforces the lesson and encourages physical activity and body mobility.

SUGGESTED VOCABULARY

- Challenge
- Character
- Danger or dangerous
- Dare
- Expect
- Lesson
- Real vs. pretend
- Safety
- Brave

LESSON OVERVIEW

The following lesson plan is a suggestion for how to address Eddie Eagle's message. You have the freedom to adapt the lesson, activities, and timing to suit your needs and schedule. At the very least, please be sure to talk about safety and watch the eight-and-a-half minute Eddie Eagle video with students. The video and additional resources/suggested activities are available at www.eddieeagle.com.

STEP ONE: SAFETY DISCUSSION (10 MINUTES)

Begin by having a broad discussion about safety topics. The goal is to get children to understand the concept of safety and begin thinking about what defines safe and unsafe situations. Explain to students that safety is taking actions to avoid getting hurt and finding a safe place free from harm or danger.

Discussion Questions:

- What do you think safety is?
- Who are some people that help keep you safe?
- What decisions have you made to be safe?
- What decisions could you make to be safe?

STEP TWO: EDDIE EAGLE VIDEO (10-15 MINUTES)

Tell students that you are going to introduce them to someone who wants to help keep them safe. His name is Eddie Eagle. He and his friends have an important lesson to share. Introduce Eddie Eagle and the Wing Team using the handout provided (see page 5).

“We are going to watch a video about Eddie Eagle and his friends. They are getting together to play basketball when they find something. I wonder what it is? Let's watch and see what happens. Be sure to pay attention to how each character responds!”



The video duration is approximately 8:30.

After the video, ask children:

- What was the main message?
- What did the Wing Team find?
- What did they do?
- What are the four things that Eddie told his friends to do when they found a gun?

Additional Discussion Questions:

- What happened in this story?
- Who was your favorite character and why?
- Why did Eddie Eagle tell his friends to stop, don't touch, run away and tell a grown-up?
- What is the difference between a gun in a video game and a real gun?
- What would you do if you found a gun?

Either during or after your discussion, have students stand up and sing the “Stop, Don’t Touch” song and perform the accompanying motions exhibited by the characters in the video. A sing-along version of the song is available at www.eddieeagle.com.



STEP THREE: STUDENT ACTIVITIES (10-25 MINUTES)

Use these activities to further review and explain Eddie Eagle’s main lesson. Do as many or as few as time allows. You may choose to complete activities as a group, assign as individual work or provide take home assignments to encourage discussion with families. More fun is available at www.eddieeagle.com.

GROUP ACTIVITIES

Group activities can be found in the back of this guide on pages 6 and 7.

Option 1: Four Squares (10 minutes)

This graphic organizer helps students categorize and organize the main themes, ideas and information from the Eddie Eagle video. Use the handout provided or recreate the handout by drawing four squares on a dry erase board. As a group, children should help fill each box with one of the four parts of Eddie’s safety message. Then use words or pictures that describe the main idea to fill each square. For example, in the first box you should write “stop,” and children could draw a picture of a stop sign, or write a phrase to expand on the idea, such as “stop playing in that area.”

Option 2: Group Letter Writing (15 minutes)

Complete the provided fill-in-the-blank letter as a group. A word bank is provided. Students may fill in the blanks themselves or the instructor may fill out one master letter and make copies. Have children decorate the letter using art supplies. Send the letter home and encourage students to share it with their families.

INDIVIDUAL AND TAKE HOME ACTIVITIES

Individual and take home activities can be found in the Kids’ Activity Booklet. A separate answer key is also available. Activities include:

- Safety Poster
- My Favorite Character
- Word Search
- Coloring Pages

STEP FOUR: CERTIFICATE AND LETTER HOME (5 MINUTES)

When you’ve completed the Eddie Eagle lesson, present each student with an official “Certificate of Completion,” provided in the back of this guide. If you do not choose to complete the group letter writing activity, send home the provided letter (also located in the back of this guide) and encourage students to continue the conversation about gun safety with their families.

MEET THE CHARACTERS



EDDIE EAGLE



FIONA FALCON



GARY GOOSE



MAYA GUACAMAYA



HOWIE HUMMINGBIRD




MR. EAGLE



MRS. FALCON




OFFICER WINGMAN



FOUR SQUARES ACTIVITY

Instructions: Use this graphic organizer to write and illustrate the four steps of Eddie's GunSafe® message.

STOP	DON'T TOUCH
 <p>WHAT TO DO IF I SEE A GUN</p>	
RUN AWAY	TELL A GROWN-UP

GROUP LETTER WRITING

Instructions: Fill in the appropriate words to complete the letter to families. This may be done as a group or individually. Children can illustrate on the back of their letters.

DEAR FAMILY,

Today I saw a video about what to do if I find a gun.

It is really important that I _____ ,

don't _____ , run _____

and tell a _____ . I want you to know that I know

what to do to stay _____ . I love you!

Love,

WORD BANK

TOUCH

SAFE

GROWN-UP

STOP

AWAY





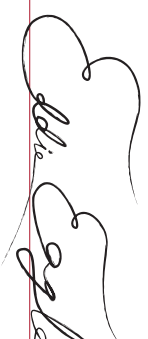
CERTIFICATE


OF

COMPLETION

Awarded to

Remember, if you see a gun ...
STOP! Don't touch. Run away. Tell a grown-up.
Thanks for being Wing Team smart!
I'm proud of you!





DEAR FAMILIES,

Your children learned an important safety message today. If they ever come across a gun, they know what to do:

**STOP
DON'T TOUCH
RUN AWAY
TELL A GROWN-UP**

This gun safety message was delivered through a short, animated video featuring Eddie Eagle and the Wing Team.

Please take a few minutes to discuss the video and its important message with your children. The program offers both a kid-friendly website with activities and a parent website with detailed information. Please visit www.eddieeagle.com to learn more.

Congratulations to your children for being Wing Team smart!

In safety,

Eddie Eagle + the Wing Team



WORD SEARCH AND LETTER WRITING ANSWER KEY



DEAR FAMILY,

Today I saw a video about what to do if I find a gun.

It is really important that I **STOP**,

don't **TOUCH**, run **AWAY**

and tell a **GROWN-UP**. I want you to know that I know

what to do to stay **SAFE**. I love you!

Love,